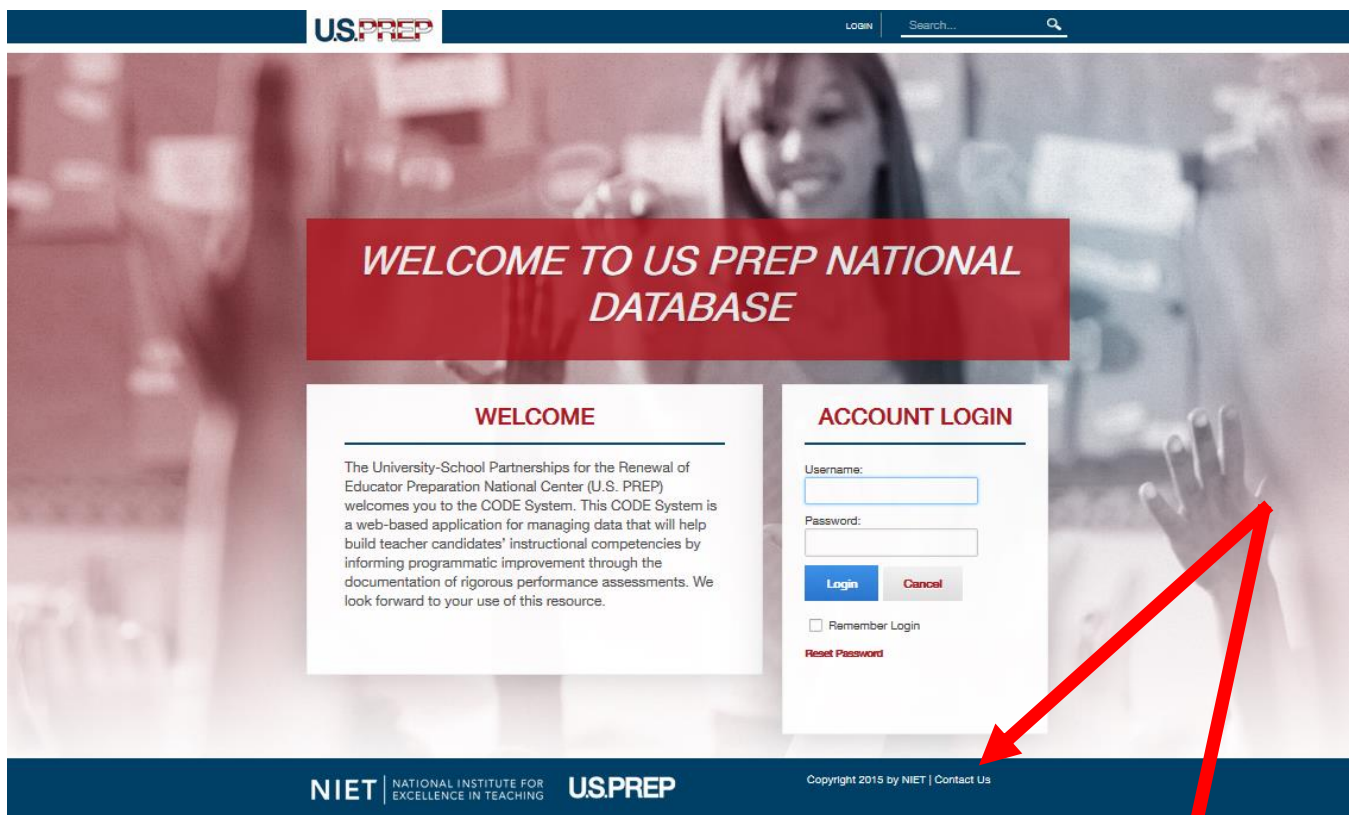


About the US Prep Portal site

The University-School Partnerships for the Renewal of Educator Preparation National Center (U.S. PREP) welcomes you to the CODE System. This CODE System is a web-based application for managing data that will help build teacher candidates' instructional competencies by informing programmatic improvement through the documentation of rigorous performance assessments. We look forward to your use of this resource.

The url for this site is: <https://www.nieteducatorprep.org>



(zoomed in image below)



(once you click on “Contact Us” this is what will open)

CONTACT US

Thank you for visiting the US Prep National Database.

If you are experiencing technical difficulty, please contact us by submitting a message below.

How can we help you?

Please select one...

Explain your problem/question in detail

Your email address

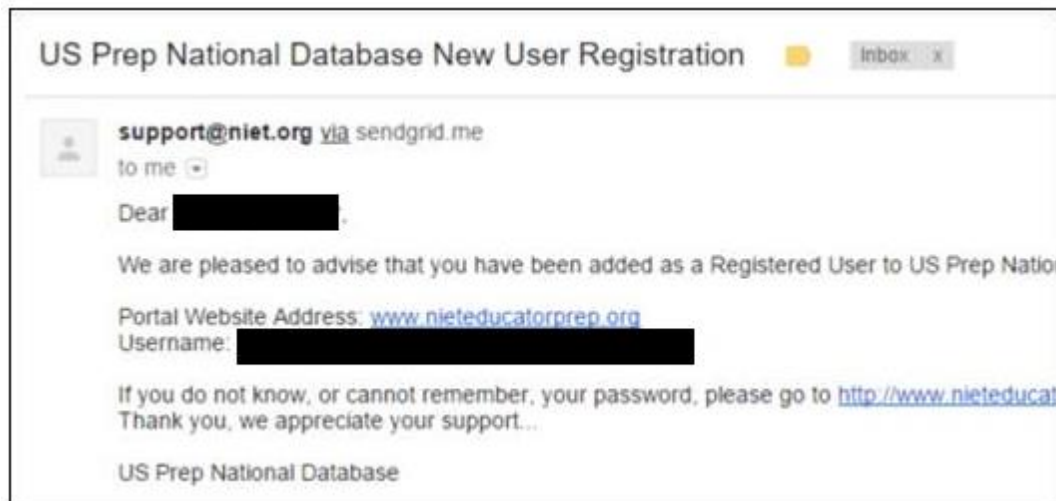
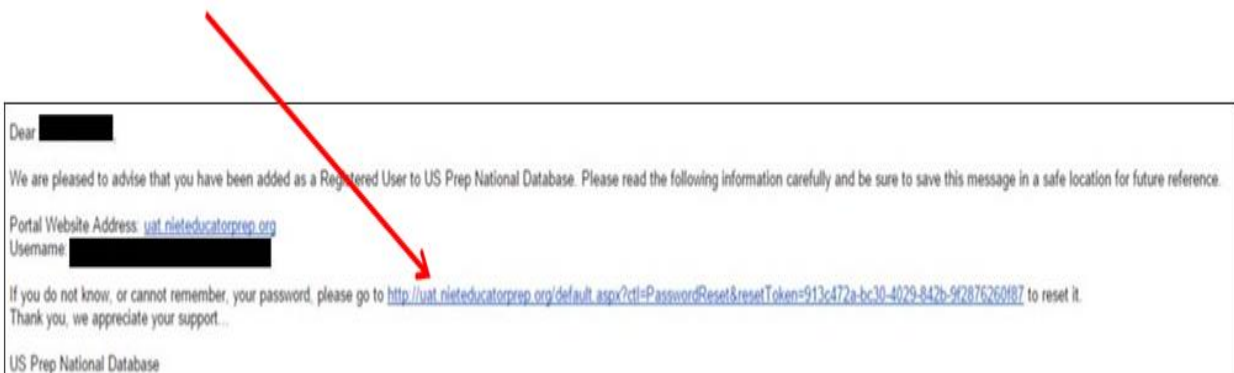
Should you have any questions related to the technology or content within the Portal, please feel free to contact the National Institute for Excellence in Teaching’s (NIET’s) support team at support@niet.org or call them at (479) 249-8090. You can also access a direct link to emailing them by click on the “Contact Us” link located in the lower right hand side of the homepage (see red arrow above). NIET’s support team responds to user requests Monday – Friday 8:30 am CST – 5:30pm CST. Should you need support outside those hours please contact NIET that they can see how they might be able to accommodate you.

Logging into the US Prep Portal site

If you believe you have been loaded into this website, then you should have received an email invite to the US Prep Portal from "support@niet.org".

There are a few screen shots below that are examples of what you must do in order to set up your own personal password and access your login:

1. Click on the link included in the US Prep National Database New User Registration email.



2. You will then be taken to a Password Reset page. Enter your username (email), a password of your choice (at least 7 characters – case sensitive) and re-enter the password.

3. Click Change Password. You will then be automatically logged in.

PASSWORD RESET

Confirm Username: * ⓘ

New Password * ⓘ

Confirm Password: * ⓘ

If you have any trouble with this process, please email us at support@niet.org.

We are excited that you are a part of our portal family and look forward to supporting you in the future!